

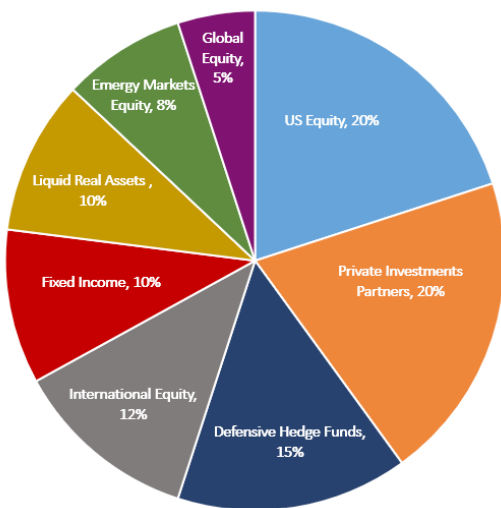
# DIVERSIFIED LONG-TERM GROWTH POOL

Foundation For The Carolinas offers diverse investment options to grow assets for maximum philanthropic impact

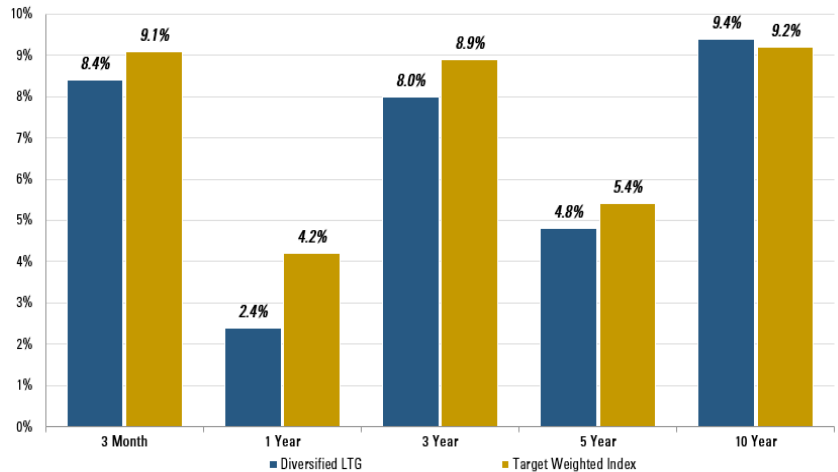


- ▶ Seeks capital appreciation with a long-term investment horizon through a broadly diversified growth-oriented portfolio
- ▶ Due to the illiquid nature of certain asset classes, certain liquidity terms apply if requesting more than 80% of the fund balance. See table below.

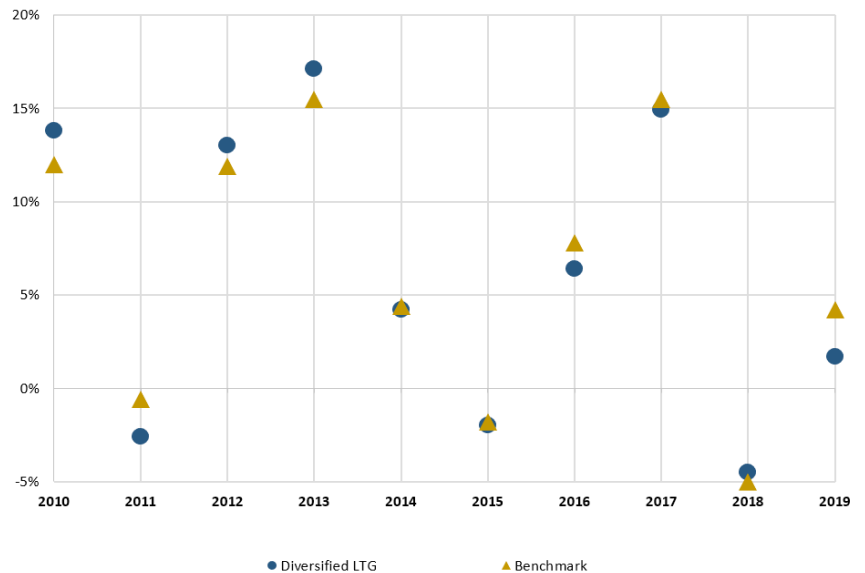
## Target Allocations



## Returns\* (as of March 31, 2019)



## Annual Performance vs. Benchmark\*



\*Net of investment manager fees. Benchmarks available upon request.

Fund Balance	Liquidation Terms
<\$1 million	Funds will be available for distribution 90 days after request.
\$1 - \$5 million	First 80% available 90 days after request. Balance available for distribution 1 year after request.
>\$5 million	Contact relationship manager.

### Contact us today for more information:

Greg Beuris  
Vice President & Director,  
Investment Reporting

**Call**  
704.973.4522  
800.973.7244

**Email**  
gbeuris@fftc.org

**Learn more**  
www.fftc.org

# DIVERSIFIED LONG-TERM GROWTH POOL

## Asset Allocation, Managers and Expenses



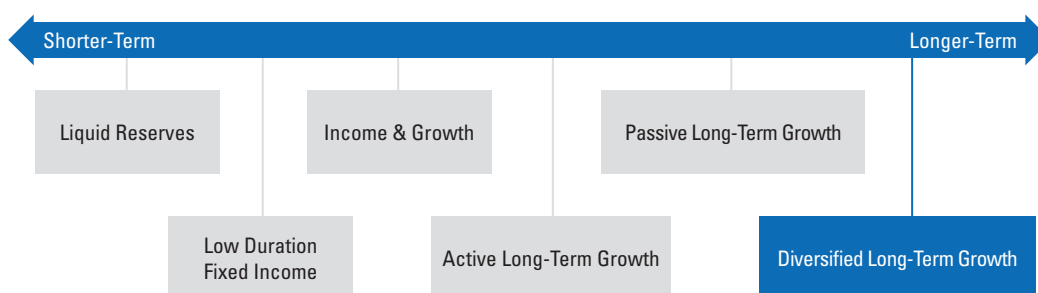
### Growth Assets

<b>US Equity</b> 20% <ul style="list-style-type: none"> <li>- Acadian US Low Volatility</li> <li>- Aristotle SMID Cap</li> <li>- OSAM Market Leaders Value</li> <li>- Polen LC Growth</li> <li>- SSgA S&amp;P 500</li> </ul>	<b>International Equity</b> 12% <ul style="list-style-type: none"> <li>- Acadian Non-US Low Volatility</li> <li>- American Century</li> <li>- Arrowstreet EAFE Equity Fund</li> <li>- LSV EAFE Value</li> </ul>
<b>Emerging Markets Equity</b> 8% <ul style="list-style-type: none"> <li>- Cooper Rock Emerging Markets Small Cap</li> <li>- DFA Emerging Markets Value</li> <li>- Investec 4Factor Emerging Markets</li> <li>- Mondrian Emerging Markets Wealth</li> </ul>	<b>Global Opportunities.</b> 5% <p>Strategies:</p> <ul style="list-style-type: none"> <li>- Diversified Long Only</li> <li>- Directional Long/Short Equity</li> <li>- Sector Focus</li> <li>- Activist Optional</li> <li>- Regional Focus</li> </ul>
<b>Liquid Real Assets</b> 10% <ul style="list-style-type: none"> <li>- Lazard Global Infrastructure</li> <li>- SSgA Global Large/Mid Natural Resources</li> <li>- SSgA Global REIT</li> </ul>	<b>Mercer Private Investments Partners (PIP)</b> 20%

### Risk Reduction Assets

<b>Fixed Income</b> 10% <ul style="list-style-type: none"> <li>- Manulife</li> <li>- Prudential</li> </ul>	<b>Defensive Hedge Funds</b> 15% <p>Strategies:</p> <ul style="list-style-type: none"> <li>- Multi-Strategy</li> <li>- Special Situations</li> <li>- Long/Short Equity</li> <li>- Global Macro</li> </ul>
--	---

### Asset Strategies



Individual fund earnings may not reconcile to Foundation For The Carolinas' reported performance as a result of contributions, distributions and rebalancing in the fund. A successful investment program includes consideration of your grantmaking intentions and timeframe for investments. Past performance is not indicative of future results.

### Expense Ratio\* 1.05%

\*Includes weighted Investment Manager and other investment-related expenses.